


Nom. bore	Type	Material pressure at 20° C	Max. static working		C _v value		Cross section [mm ²]	Page
			both sides [bar]	one side [psi]	both sides self sealing	one side self sealing		
6	KL-006	polyamide 11/12 grey (PA)	12	170	0.73	1.0	30	36
12	KL-012	polyacetal grey (POM)	10	145	2.5	3.1	120	37
30	KL-030	polyacetal resin (POM)	10	145	21.29	30.46	710	38
Threaded hose connectors, double and reducing connectors								38
Performance diagrams								39 - 40

Materials: other materials e.g. PVDF, PP, ... as special types on request



characteristic features:
- can be coupled with type LP-006

special version:
Z14 = self sealing couplings and self sealing adaptors in polypropylene (PP) anthracite (p max. static 3 bar at 20° C)

optional features:
OV = without valve
SI = with additional axial safety lock (outer diameter 29 mm)

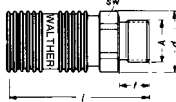
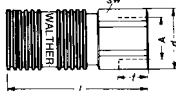
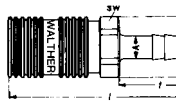
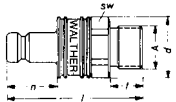
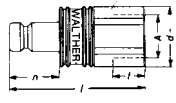
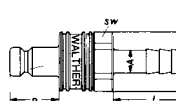
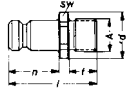
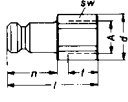
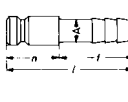
materials:
standard:
50 = polyamide 11/12, grey (PA)

special materials:
other materials as special types on request

seal qualities:
1 = NBR (Perbunan)
2 = FPM (Viton)
4 = EPDM

Please note the technical data on pages 2 - 7, 39 - 40 and the max. working pressures on page 35

Availability: ● Short ◐ Medium ○ Long

	Part No.	Conne- tion A	PA grey						d	SW	l	t	n	weight [g]	
Self sealing couplings	 <p>British standard pipe parallel (BSPP) male thread to DIN ISO 228</p>	KL-006-0-WR013-50-.	BSPP 1/4"	●					24	22	55,3	12		16	
		KL-006-0-WR017-50-.	BSPP 3/8"	●					24	22	55,3	12			17
		KL-006-0-WR021-50-.	BSPP 1/2"	●					24	22	55,3	12			18
	 <p>British standard pipe parallel (BSPP) female thread to DIN ISO 228</p>	KL-006-0-WR513-50-.	BSPP 1/4"	●					24	22	57,3	14		19	
		KL-006-0-WR517-50-.	BSPP 3/8"	●					24	22	57,3	14			18
		 <p>hose connection</p>	KL-006-0-SL007-50-.	7 mm	●					24	22	68,3	25		16
	KL-006-0-SL009-50-.		9 mm	●					24	22	73,3	30			17
	KL-006-0-SL011-50-.		11 mm	●					24	22	73,3	30			18
	KL-006-0-SL013-50-.		13 mm	●					24	22	73,3	30			19
Self sealing adaptors	 <p>British standard pipe parallel (BSPP) male thread to DIN ISO 228</p>	KL-006-2-WR013-50-.	BSPP 1/4"	●					24	22	53,5	12	20	10	
		KL-006-2-WR017-50-.	BSPP 3/8"	●					24	22	53,5	12	20		10
		KL-006-2-WR021-50-.	BSPP 1/2"	●					24	22	53,3	12	20		11
	 <p>British standard pipe parallel (BSPP) female thread to DIN ISO 228</p>	KL-006-2-WR513-50-.	BSPP 1/4"	●					24	22	55,5	14	20	13	
		KL-006-2-WR517-50-.	BSPP 3/8"	●					24	22	55,5	14	20		12
		 <p>hose connection</p>	KL-006-2-SL007-50-.	7 mm	●					24	22	66,5	25	20	10
	KL-006-2-SL009-50-.		9 mm	●					24	22	71,5	30	20		10
	KL-006-2-SL011-50-.		11 mm	●					24	22	71,5	30	20		11
	KL-006-2-SL013-50-.		13 mm	●					24	22	71,5	30	20		12
Thru type adaptors	 <p>British standard pipe parallel (BSPP) male thread to DIN ISO 228</p>	KL-006-1-WR010-50	BSPP 1/8"	●				16	15	32	7	20	3		
		KL-006-1-WR013-50	BSPP 1/4"	●				20,5	19	35	9	20		4	
		KL-006-1-WR017-50	BSPP 3/8"	●				24	22	38	11	20		6	
	 <p>British standard pipe parallel (BSPP) female thread to DIN ISO 228</p>	KL-006-1-WR510-50	BSPP 1/8"	○				18,5	17	36	13,5	20		4	
		KL-006-1-WR513-50	BSPP 1/4"	●				18,5	17	36	13,5	20		4	
		 <p>hose connection</p>	KL-006-1-SL007-50	7 mm	●				12		46	25	20		3
	KL-006-1-SL009-50		9 mm	●				12		51	30	20		3	
	KL-006-1-SL011-50		11 mm	●				16		53	30	20		4	
	KL-006-1-SL013-50		13 mm	●				16		53	30	20		5	

characteristic features:
- can be coupled with type LP-012

special version:
Z01 = for partial vacuum couplings with O-ring seal

optional features:
OV = without valve
SI = with additional axial safety lock (outer diameter 44 mm)

materials:
standard:
40 = polyacetal resin POM, grey

special materials:
other materials as special types on request

seal qualities:
1 = NBR (Perbunan)
2 = FPM (Viton)
4 = EPDM

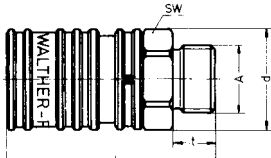
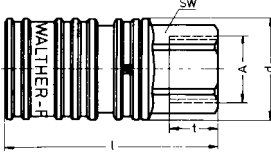
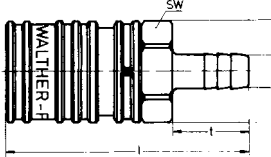
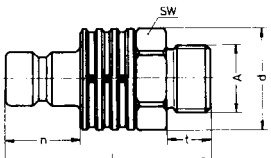
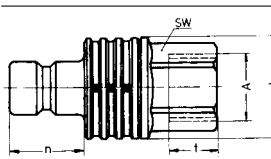
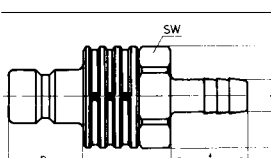
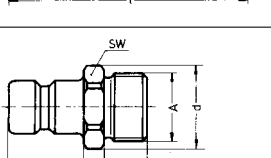
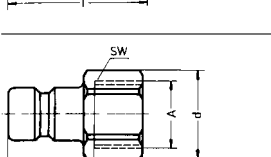
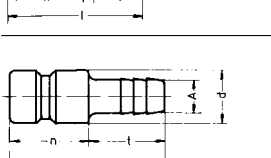
Please note the technical data on pages 2 - 7, 39 - 40 and the max. working pressures on page 35

Availability: ● Short ○ Medium ○ Long

Self sealing couplings

Self sealing adaptors

Thru type adaptors

	Part No.	Connec- tion A	PA grey							d	SW	l	t	n	weight [g]
 <p>British standard pipe parallel (BSPP) male thread to DIN ISO 228</p>	KL-012-0-WR021-40-	BSPP 1/2"	●						40	36	80	15			90
	KL-012-0-WR026-40-	BSPP 3/4"	○						40	36	82	17			90
 <p>British standard pipe parallel (BSPP) female thread to DIN ISO 228</p>	KL-012-0-WR521-40-	BSPP 1/2"	●						40	27	81	17			85
	KL-012-0-WR526-40-	BSPP 3/4"	○						40	32	83	19			90
 <p>hose tailpiece with hose nozzle</p>	KL-012-0-SL016-40-	16 mm	●						40	36	100	35			90
	KL-012-0-SL019-40-	19 mm	●						40	36	100	35			90
 <p>British standard pipe parallel (BSPP) male thread to DIN ISO 228</p>	KL-012-2-WR021-40-	BSPP 1/2"	●						40	36	78	15	29,5	60	
	KL-012-2-WR026-40-	BSPP 3/4"	○						40	36	80	17	29,5	60	
 <p>British standard pipe parallel (BSPP) female thread to DIN ISO 228</p>	KL-012-2-WR521-40-	BSPP 1/2"	●						40	27	79	17	29,5	55	
	KL-012-2-WR526-40-	BSPP 3/4"	○						40	32	81	19	29,5	60	
 <p>hose tailpiece with hose nozzle</p>	KL-012-2-SL016-40-	16 mm	●						40	36	98	35	29,5	58	
	KL-012-2-SL019-40-	19 mm	●						40	36	98	35	29,5	62	
 <p>British standard pipe parallel (BSPP) male thread to DIN ISO 228</p>	KL-012-1-WR021-40	BSPP 1/2"	●						30	27	52,5	15	29,5	17	
	KL-012-1-WR026-40	BSPP 3/4"	○						33	30	54,5	17	29,5	23	
 <p>British standard pipe parallel (BSPP) female thread to DIN ISO 228</p>	KL-012-1-WR521-40	BSPP 1/2"	○						30	27	54,5	17	29,5	18	
	KL-012-1-WR526-40	BSPP 3/4"	○						35,5	32	52,5	19	29,5	23	
 <p>hose tailpiece with hose nozzle</p>	KL-012-1-SL013-40	13 mm	●						21		61	30	29,5	13	
	KL-012-1-SL016-40	16 mm	●						21		66	35	29,5	13	
	KL-012-1-SL019-40	19 mm	○						25		68,5	35	29,5	18	

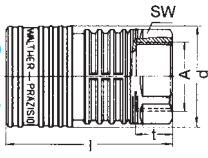
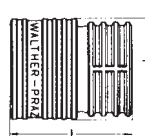
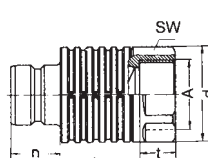
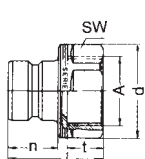
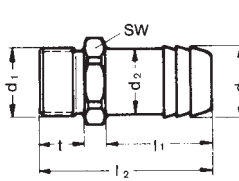
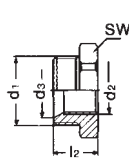
optional features:
OV = without valve

materials:
standard:
40 = polyacetal resin POM, grey
43 = polyacetal resin POM, olive

seal qualities:
1 = NBR (Perbunan)
2 = FPM (Viton)
4 = EPDM

special materials:
other materials as special types
on request

Please note the technical data on pages 2 - 7, 39 - 40 and the max. working pressures on page 35

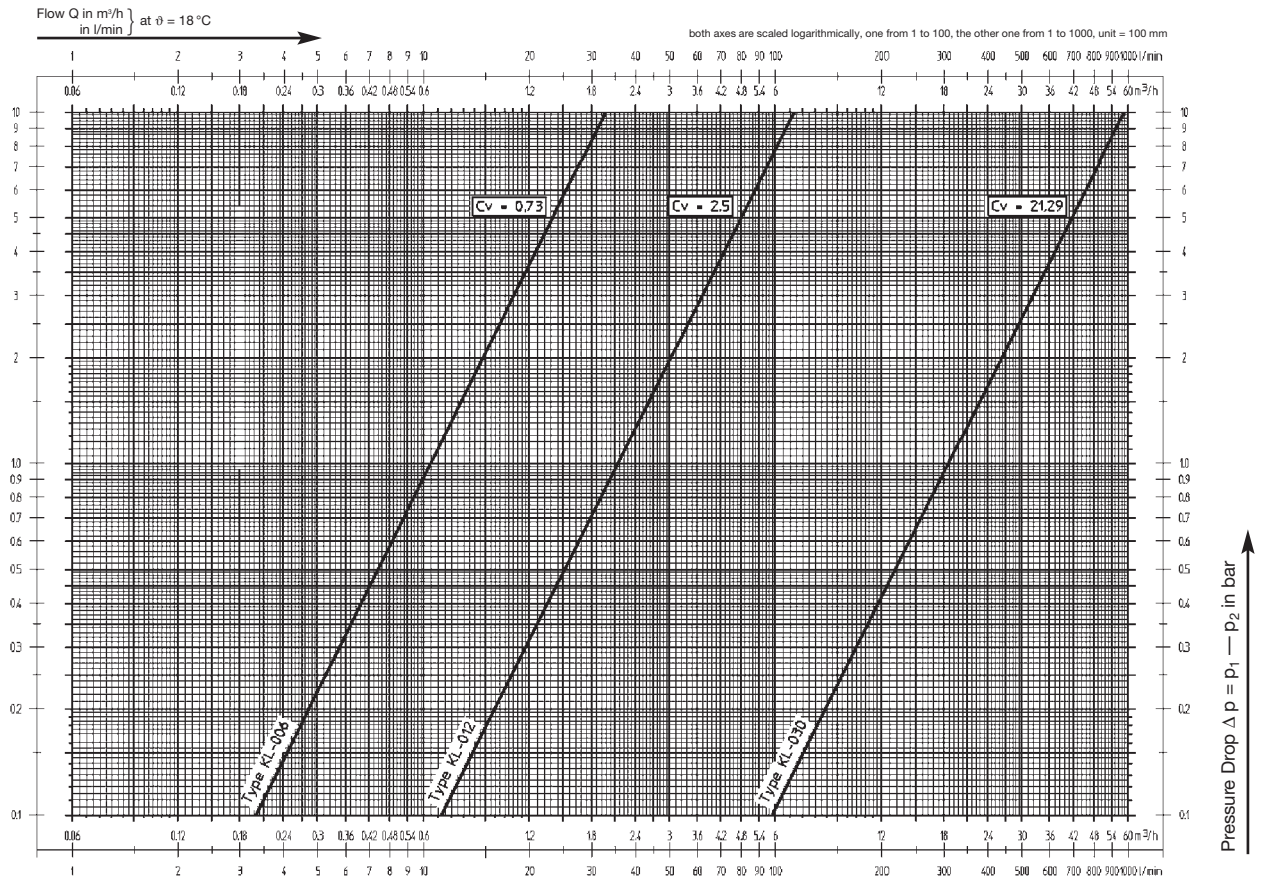
	Part No.	Connection A	POM grey	POM olive	d	SW	l	t	n		Weight [g]
Self sealing couplings 	British standard pipe parallel (BSPP) female thread to DIN ISO 228	KL-030-0-WR548-40- BSPP 1 1/2"	●		70	60	114	23,5			330
		KL-030-0-WR560-40- BSPP 2"	○		70	65	116	26			320
Thru type couplings 	British standard pipe parallel (BSPP) female thread to DIN ISO 228	KL-030-4-WR548-40- BSPP 1 1/2"	○		70		84	18			240
		KL-030-4-XX002-43- round thread for Vacuflex-hoses		○	70		84	40			250
Self sealing adaptors 	British standard pipe parallel (BSPP) female thread to DIN ISO 228	KL-030-2-WR548-40- BSPP 1 1/2"	●		66	60	114	23,5	35		230
		KL-030-2-WR560-40- BSPP 2"	○		66	60	116	26	35		220
Thru type adaptors 	British standard pipe parallel (BSPP) female thread to DIN ISO 228	KL-030-1-WR548-40 BSPP 1 1/2"	●		66	60	66	25	35		95
		KL-030-1-XX003-43 i. hexagon AF 36,4 inner cone 0°50'34"		○	51	46	44	7	35		33
		d ₁		t	d ₂	d ₃	l ₁	l ₂	SW	n. b.	
Threaded hose connectors 		5-AN0-0SL-025-WR048-40 BSPP 1 1/2"	●	18	25	27	40	73	50	19	65
		5-AN0-0SL-032-WR048-40 BSPP 1 1/2"	●	18	32	34	44	77	50	22	90
		5-AN0-0SL-038-WR048-40 BSPP 1 1/2"	●	18	38	40	61	94	50	28	95
		5-AN0-0SL-042-WR048-40 BSPP 1 1/2"	●	18	42	45	61	94	50	32	95
Reducing connectors 		5-AN0-0XX-008-WR533-40 BSPP 1 1/2"	●		G 1	38		30,5	60		55

Measured according to VDI / VDE 2173

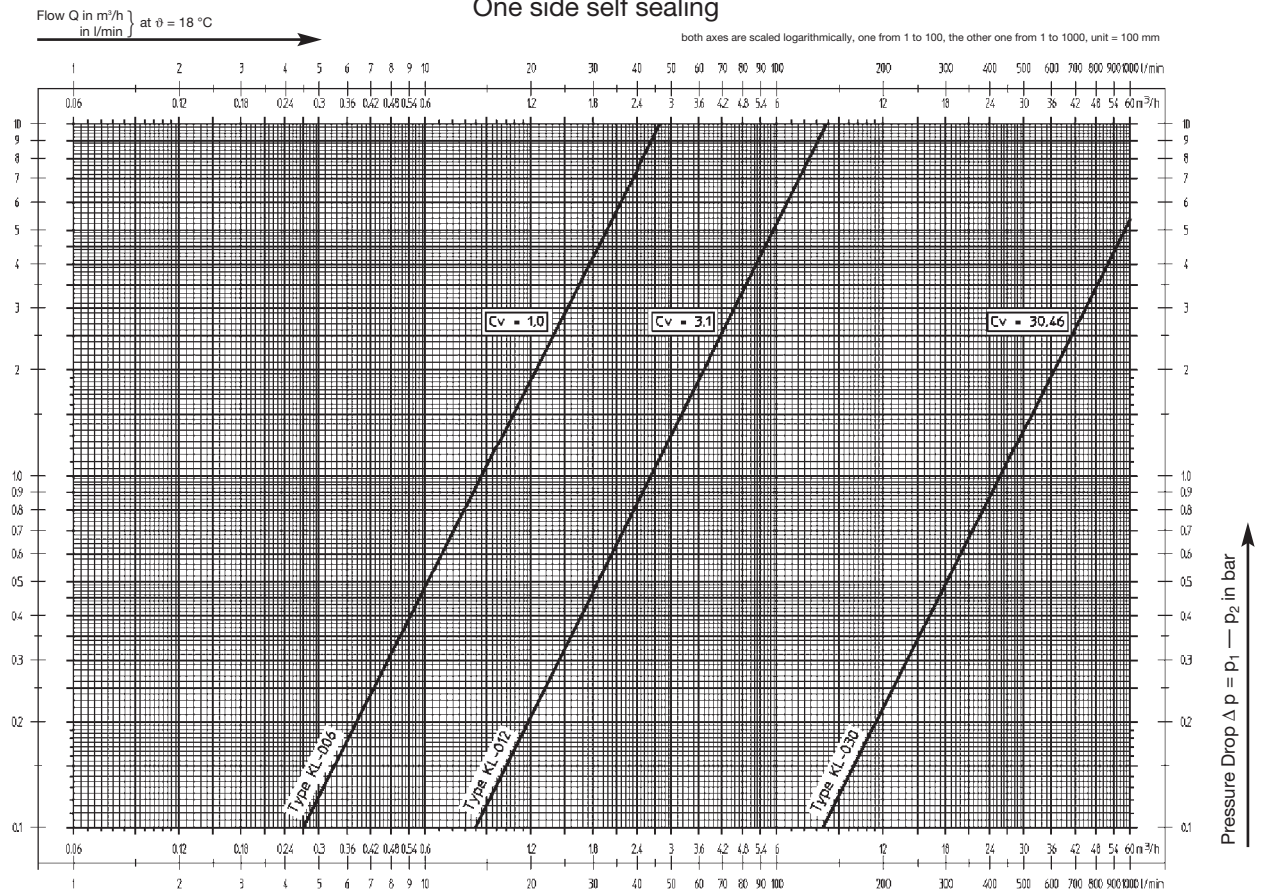
Flow speeds of 8 m/sec should not be exceeded

1 bar = 14,5 PSI

Both sides self sealing



One side self sealing

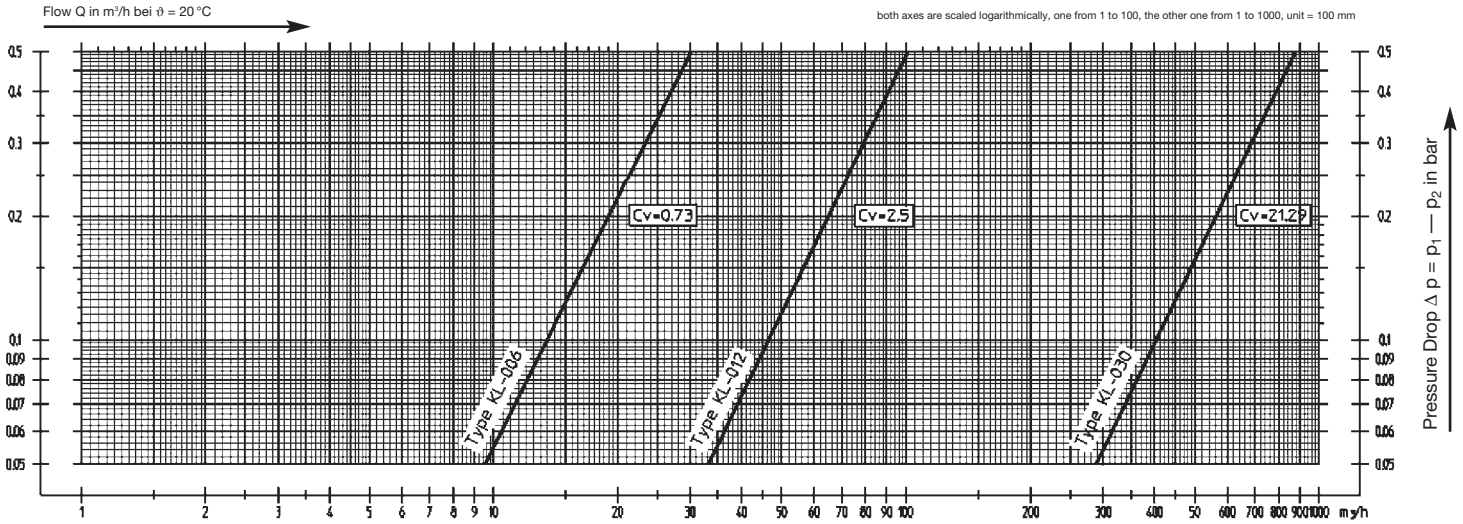


Measured according to VDI / VDE 2173

Working pressure 6 bar gauge pressure

1 bar = 14,5 PSI

Both sides self sealing



One side self sealing

